

# Cisco Technical Tips Conventions

---

## Contents

[Introduction](#)

[Prerequisites](#)

[Requirements](#)

[Components Used](#)

[Conventions](#)

[General Conventions](#)

[Text](#)

[Images](#)

[Cisco IOS/CatOS Software Commands](#)

[Configuration Examples](#)

[Related Information](#)

---

## Introduction

This document describes the text, image, and command conventions used in Cisco technical tips.

## Prerequisites

### Requirements

There are no specific requirements for this document.

### Components Used

This document is not restricted to specific software and hardware versions.

### Conventions

There are no specific conventions for this document.

## General Conventions

### Text

- **Bold** indicates text the user must enter or select, such as menu items, buttons, and commands.
- *Italics* indicate emphasis.
- Angle brackets (>) indicate the progression of menu choices the user should select in a

graphical user interface (GUI), such as **File > Print**.

- Output examples from Cisco devices are displayed in a different font, such as:

```
3524xl# show running-config
Building configuration...


Current configuration:


!
version 12.0
no service pad
service timestamps debug uptime
service timestamps log uptime
no service password-encryption
!
```

- System error messages from Cisco devices are displayed in a different font, such as:

A router restarted with the **reload** command displays the `System returned to ROM by reload message`, whereas a router restarted by power-cycle displays the `System returned to ROM by power-on message`.

## Images

-  **Caution:** Caution means *reader be careful*. In this situation, you might do something that could result in equipment damage or loss of data.

-  **Warning:** *Warning means danger*. You are in a situation that could cause bodily injury. Before you work on any equipment, you must be aware of the hazards involved with electrical circuitry and be familiar with standard practices for preventing accidents. To see translated versions of the warning, refer to the Regulatory Compliance and Safety document that accompanied the device.



**Exit** Means you are leaving the Cisco Web site. This image appears after a link to a non-Cisco Systems Web page; Cisco is not responsible for the content of other Web sites. Links to Web sites external to Cisco.com open in a separate browser window.

## Cisco IOS/CatOS Software Commands

The following conventions for Cisco IOS<sup>®</sup> and CatOS commands are also used in the command reference guides. For more information about conventions in Cisco IOS documentation, refer to [About Cisco IOS Software Documentation](#).


- Vertical bars ( | ) separate alternative, mutually exclusive arguments. Example: **req-qos {best-effort | controlled-load | guaranteed-delay}**
- Square brackets ( [ ] ) indicate optional elements. Example: **[no] ip route-cache [cbus]**
- Braces ( { } ) indicate a required choice. Example: **access-list number [{permit | deny}]**

- Braces within square brackets (`{ }`) indicate required choices within optional elements.
- Angle brackets (`< >`) indicate arguments in contexts that do not allow italics, and in examples indicate character strings a user enters that do not appear on the screen (for example, a password).
- **Bold** indicates commands and keywords.
- *Italics* indicate user variables.

## Configuration Examples

Generic router names, hostnames, usernames, passwords, and IP addresses are used in configuration examples. These should be replaced with the names, passwords, and addresses appropriate for your company.

**Important:** Do not use **username cisco** or **password cisco** in your configurations. To use "cisco" as a password or username, or to use any trivial password, is a security risk.

- Router names: RouterX, nasX, and so on.
- Phone numbers: 555nnnn
- IP addresses: IP addresses conform to [RFC 1918](#)  definitions of private network addresses.

Three blocks of IP addresses are reserved by the Internet Assigned Numbers Authority (IANA) for private Internets:

- 10.0.0.0 - 10.255.255.255 (10/8 prefix)
  - 172.16.0.0 - 172.31.255.255 (172.16/12 prefix)
  - 192.168.0.0 - 192.168.255.255 (192.168/16 prefix)
- Often comments are included in the configuration examples. Comments are italicized and blue. They provide more information about the configuration output and commands used. Configuration comments appear similar to:

```
!--- Define IPsec traffic of interest.
!--- This line covers traffic between the LAN segment behind two PIXes.
!--- It also covers the SNMP/syslog traffic between the SNMP/syslog ser
!--- and the network devices located on the Ethernet segment behind PIX

access-list 101 permit ip 172.18.124.0 255.255.255.0 10.99.99.0 255.255
```

---

## Related Information

- [Technical Support - Cisco Systems](#)
-

<a href="#">Home</a>	<a href="#">How to Buy</a>	<a href="#">Login</a>	<a href="#">Profile</a>	<a href="#">Feedback</a>	<a href="#">Site Map</a>	<a href="#">Help</a>
----------------------	----------------------------	-----------------------	-------------------------	--------------------------	--------------------------	----------------------

[Contacts & Feedback](#) | [Help](#) | [Site Map](#)

© 2007 - 2008 Cisco Systems, Inc. All rights reserved. [Terms & Conditions](#) | [Privacy Statement](#) | [Cookie Policy](#) | [Trademarks of Cisco Systems, Inc.](#)